



# BEVERAGE-AIR

Project: _____	AIA#
Item: _____	SIS#
Location: _____	
Approved: _____	

**SM34HC SINGLE ACCESS, COLD WALL: SCHOOL MILK SERIES**

## SCHOOL MILK COLD WALL COOLER

SM34HC Single Access Cooler  
Hydrocarbon Series

**MODEL:**  
**SM34HC-W-02**



**5 Year Parts/Labor Warranty Available**  
**7 Year Compressor Warranty**

### CABINET CONSTRUCTION

- White coated steel exterior
- Stainless steel interior
- Stainless steel lids, hinged door and door latches
- Self-latching doors/lids with safety bumpers
- Full electronic control
- Heavy-duty epoxy coated steel wire floor racks standard
- Floor drain is centrally located for easy cleaning and connecting to drain hose with hose adapter
- Flexible compression door gaskets, ensures a tight seal
- Exterior thermometer
- Cylinder lock
- 4" Heavy-duty plate casters (2 with locks)
- Cold wall milk coolers are designed to hold product temperature during service. Product should be removed at the end of service and moved to long-term, refrigerated storage

### OPTIONS & ACCESSORIES

- 3 Year parts/labor standard, additional 2 year warranty available
- Corner bumpers
- Cafeteria tray slides
- Graphics

### REFRIGERATION SYSTEM

- Uses environmentally friendly, energy efficient R290 refrigerant, and meets all regulatory requirements for CARB, SNAP, DOE & more
- Maintains product temperature between 36°F to 40°F



Please verify qualifying units by visiting:  
[www.energystar.gov/cfs](http://www.energystar.gov/cfs)

3779 Champion Blvd., Winston-Salem, NC 27105  
1-888-845-9800 Fax: 1-336-245-6453  
Beverage-Air.com Sales@bevair.com



# BEVERAGE-AIR

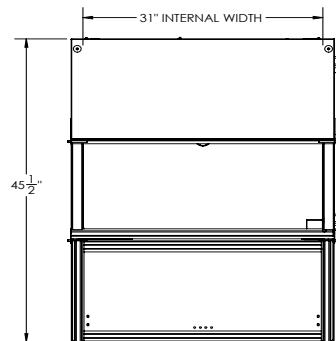
MODEL	SM34HC-W-02
<b>EXTERNAL DIMENSIONAL DATA</b>	
Width Overall (in)	34"
Depth Overall (in)	30 <sup>5</sup> / <sub>8</sub> "
Height Overall with Casters (in)	41 <sup>1</sup> / <sub>8</sub> "
Number of Lids/Doors	Single Access
Depth with Door Open 90° (in)	45 <sup>1</sup> / <sub>2</sub> "
<b>INTERNAL DIMENSIONAL DATA</b>	
NET Capacity (cubic ft.)	12.73
Internal Width Overall (in)	31"
Internal Depth Overall (in)	27"
Internal Height Overall (in)	25 <sup>3</sup> / <sub>4</sub> "
<b>CASE CAPACITY</b>	
13" X 13" X 11"	8
19" X 13" X 11"	4
<b>ELECTRICAL DATA</b>	
Full Load Amperes	2.2
<b>REFRIGERATION DATA</b>	
Horsepower	1/3
Capacity (BTU/Hr)	1224
Heat Rejection (BTU/Hr)	1836
Charge (lbs/grams)	0.1323/60
<b>SHIPPING DATA</b>	
Gross Weight - Crated	252 lbs
Height - Crated	48"
Width - Crated	37"
Depth - Crated	34"

## School Milk Cooler - Single Access

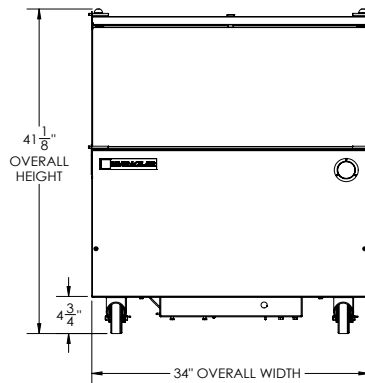
Model: SM34HC-W-02

### Model Views

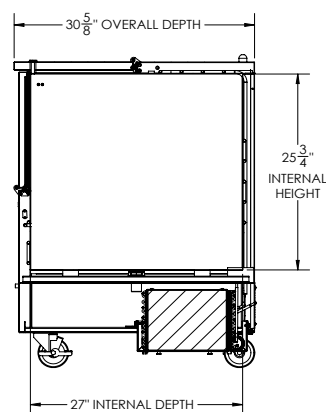
Required Clearance: 4 <sup>3</sup>/<sub>4</sub>" bottom



### PLAN VIEW



### ELEVATION VIEW



### SIDE VIEW



### ELECTRICAL CONNECTION



115/60/1  
NEMA 5-15P

Unit pre-wired at factory and include 8' long cord and plug set.